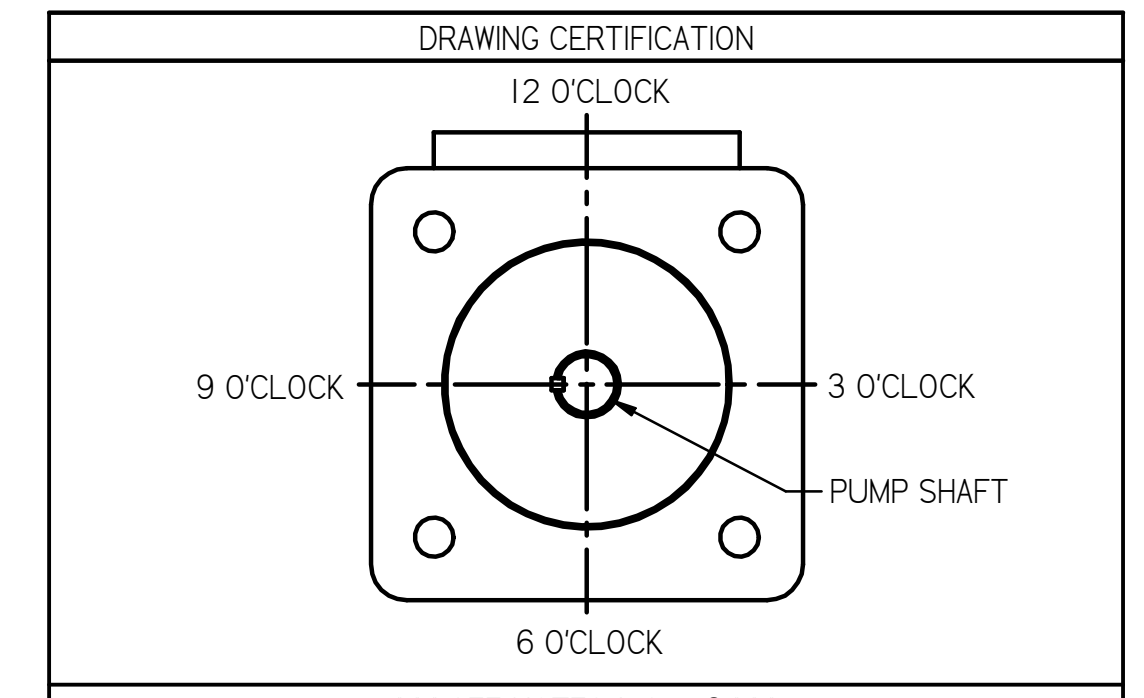
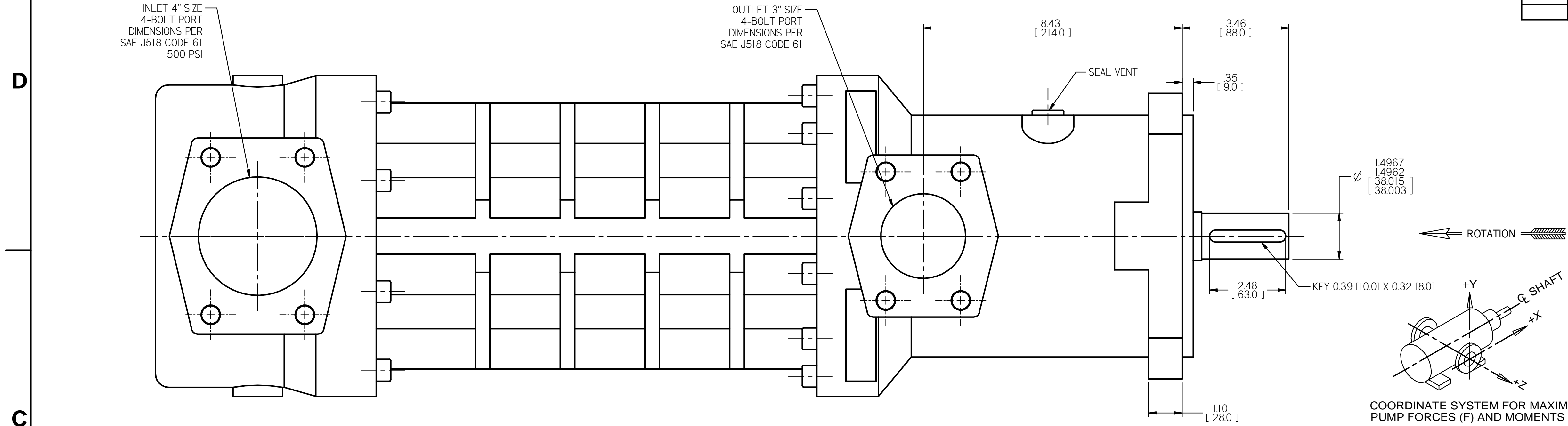


THE INFORMATION CONTAINED IN THIS DOCUMENT IS THE CONFIDENTIAL AND PROPRIETARY INFORMATION OF CIRCOR INTERNATIONAL AND/OR ITS AFFILIATES OR RELATED PARTIES ("CIRCOR"). THE DOCUMENT WILL NOT BE REPRODUCED, COPIED OR SHARED (IN WHOLE OR IN PART) WITHOUT THE PRIOR WRITTEN PERMISSION OF CIRCOR, AND WILL ONLY BE USED FOR CONDUCTING BUSINESS WITH CIRCOR.

| REVISION HISTORY | | | | | | |
|------------------|------|-----|-------------|------|----|----------|
| CHG NO | ZONE | REV | DESCRIPTION | DATE | BY | APPROVED |
| | | | | | | |
| | | | | | | |
| | | | | | | |



CUSTOMER NAME:

CUSTOMER PURCHASE ORDER NUMBER:

CUSTOMER PART NUMBER:

BILL OF MATERIAL NUMBER:

PUMP TYPE:

SHAFT ROTATION:

INLET PORT ORIENTATION:

OUTLET PORT ORIENTATION:

INLET PORT OPTION:

INLET ADAPTER OPTION:

OUTLET ADAPTER OPTION:

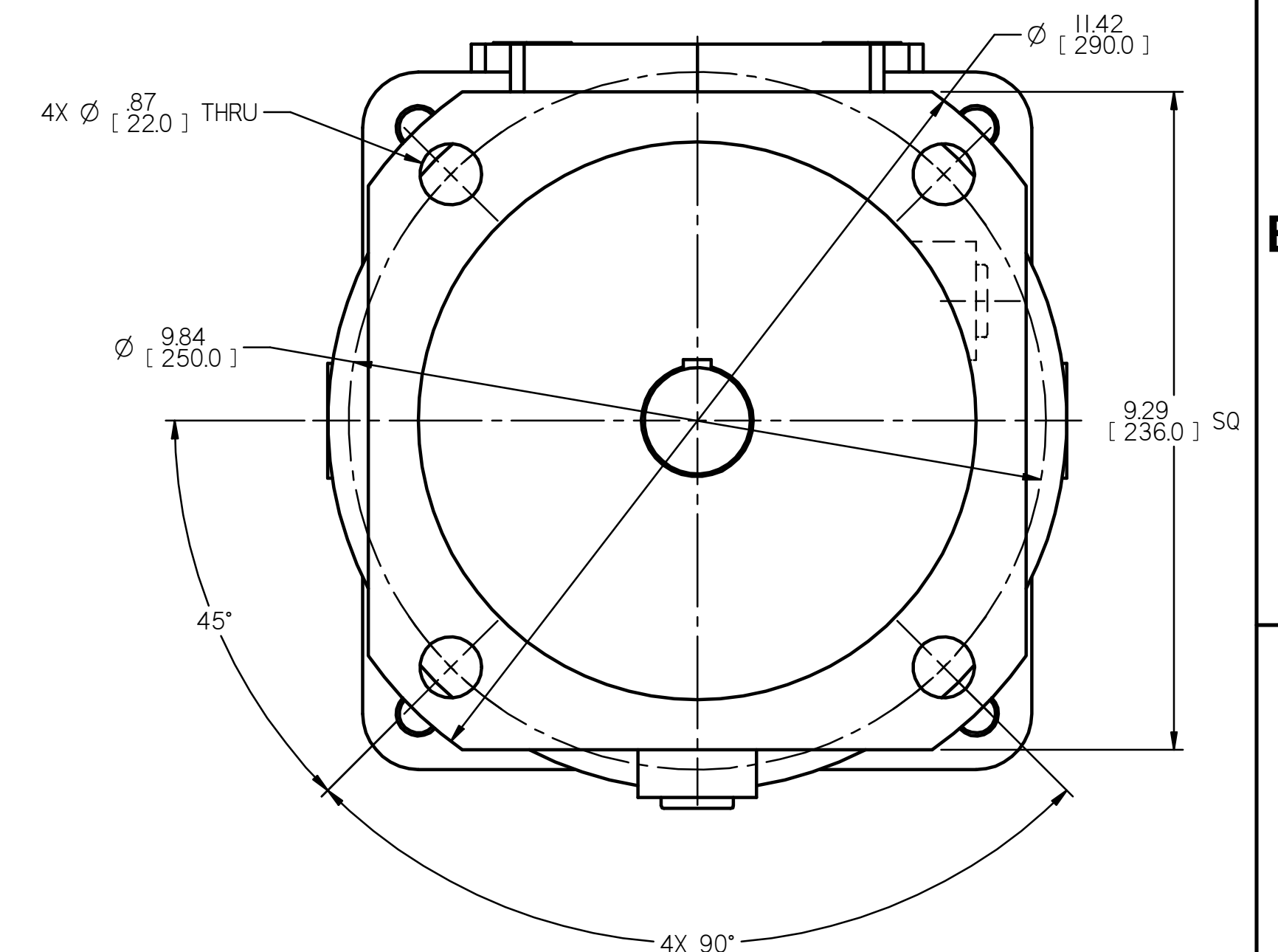
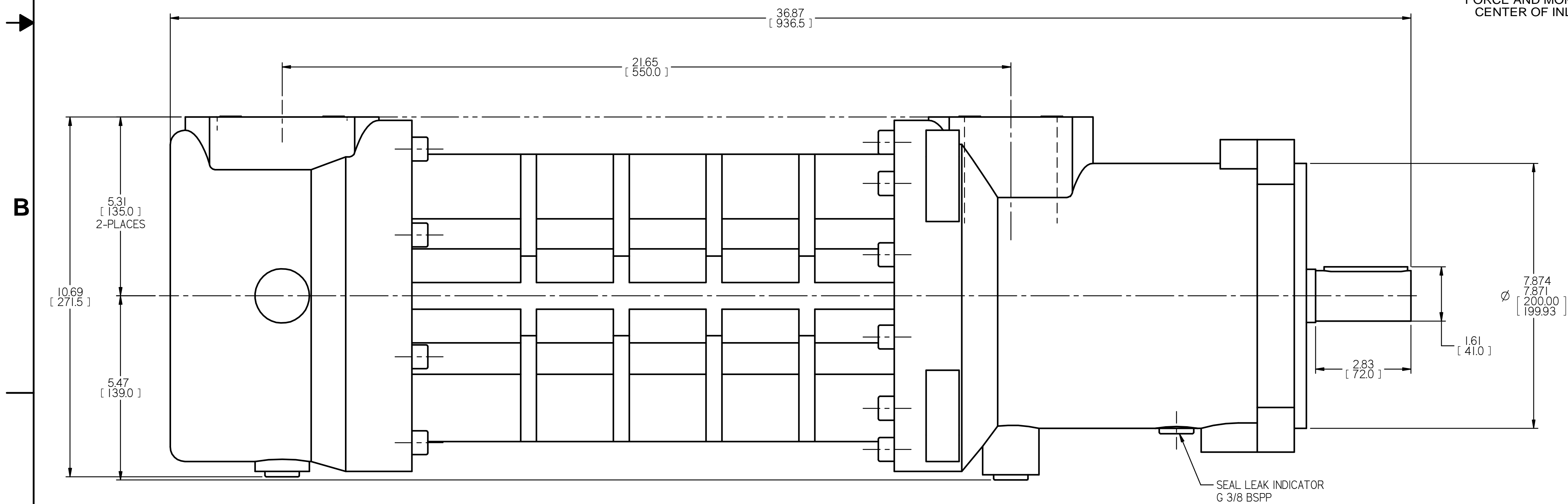
OTHER INFORMATION

CERTIFIED BY:

CERTIFIED DATE:

ORDER NUMBER:

DATA REVISION NUMBER:



NOTES:
 1. UNLESS OTHERWISE SPECIFIED, ALL DIMENSIONS ARE IN INCHES. DIMENSIONS IN [] ARE MILLIMETERS.

| | | |
|---|-------------|--------|
| DRAWN | ERH | 7-3-19 |
| CHECKED | ERH | 7-9-19 |
| APPD | TDJ | 7-9-19 |
| PROCESS | METHODS | |
| UNLESS OTHERWISE SPECIFIED ASME Y14.5M-1994. | | |
| 1. ALL DIMENSIONS ARE IN INCHES. | | |
| 2. FRACTIONAL = 1/32 OR MACHINED DIMENSIONS. | | |
| 3. HOLES AND COUNTERBORES TO ES 3.14. | | |
| 4. UNTOLERANCED DECIMAL DIMENSIONS ARE ±.031. | | |
| 5. MACHINED SURFACES 25μ FINISH. | | |
| 6. BREAK SHARP CORNERS .015 ± .005. | | |
| 7. CHAMFERS AND RADIUSES: THIN .060 ± .015. | | |
| 8. ANGLES ±0.5° CHAMFERS ±5.0°. | | |
| 9. SCREW THDS. TO ANSI B11 (CL. 1, 2 OR 3). | | |
| 10. TAPERED PIPE THDS. TO ANSI B20.1. | | |
| DATE | FIRST ORDER | SIZE |
| 7-9-19 | ID 3247 | D |
| 3228/300 | SCALE | 1/2 |

CIRCOR IMO®

TITLE: **OUTLINE STANDARD LB6DVC-276_**

SIZE: **D** CAGE CODE: **59180** DWG NO: **SDD21719**

WEIGHT: **462 LBS [210 kg]** SHEET: **1** OF: **1**