

Valve identification



Valve name	Size	Generation	Valve spring pressure	Valid for option	Comments
GAR	012 034 100 112	01	T008 T040 T075 T100	A078 A308 A313	Threaded pipe connection
GAS	015 020 025 040				SAE flanged pipe connection
GAD	065				DIN flanged pipe connection

List of components

Pos No	Denomination	Qty	GAD	GAR	GAS	Note
212	Retaining ring	1	x			
213	Retaining ring	1	x			
423	O-ring	2				1
427	Split flange	4				1
427A	Pipe weld	2				1
428	Screw	8				1
428A	Washer	8				1
451	Screw	4/8	x	x	x	
4800	Valve housing	1	x	x	x	
497	Valve seat	1	x			
497A	Nut	1	x			
497B	Tension pin	1	x			
497C	Pin	1	x			
537	Deaeration plug	1	x	x	x	
537A	Sealing washer	1	x	x	x	
601	Valve cover	1	x	x	x	
601A	Threading adapter	1		x	x	2
602	O-ring	1	x	x	x	
605	O-ring	1	x	x	x	
608	Set screw	1	x	x	x	
609	Stop washer	1		x	x	
609	Nut	1	x			
609A	Screw	2		x	x	
611	Set screw washer	1		x	x	
612	Spring washer	1		x	x	
612A	Spring washer	1	x			
612B	Sleeve	1	x			
612C	Spring washer	1	x			
614	Valve piston	1	x	x	x	
615	Valve spring	1		x	x	4
	-"		x			3
617	Pilot valve	1	x	x	x	
618	Auxiliary spring	1	x	x	x	
623	Stop washer	1	x			5
625	Valve sleeve	1	x	x	x	
626	Cap	1	x	x	x	
626A	Screw	2		x	x	
627	Bonded washer	1	x			
646	O-ring	1	x	x	x	
647	Throttle screw	1	x	x	x	
648	Tension pin	1	x			

Notes:

- Accessories (SAE counter flange) for GAS valves
- Included in valves GAR 100 and 112, GAS 025 and 040
- See assembly drawing on page 65
- Valid for all GAR and GAS versions

Old designations **Current designations:**
GAx...../U GAx xxx01 Txxx A313

Obsolete valves:

GAD S6A (valve with hand wheel)
GAD S6B (valve with cap)

Cross reference list:

Old obsolete GAD valve	Today's corre- sponding valve
GAD 1/2" S6A/S6B	GAR 012
GAD 3/4"	GAR 034
GAD 1"	GAR 100
GAD 1 1/2"	GAR 112
GAD 25	GAS 025
GAD 40	GAS 040
GAD 60	GAD 065

Valve spring option:

Old designation	New designation
615W	T008 (range 2-8 bar)
615A	T040 (range 6-40 bar)
(blank)	T075 (range 15-75 bar)
615C	T100 (range 30-100 bar)

Please keep in mind that the GAR/GAS valves have deviating outer dimension compared with the old GAD valves.

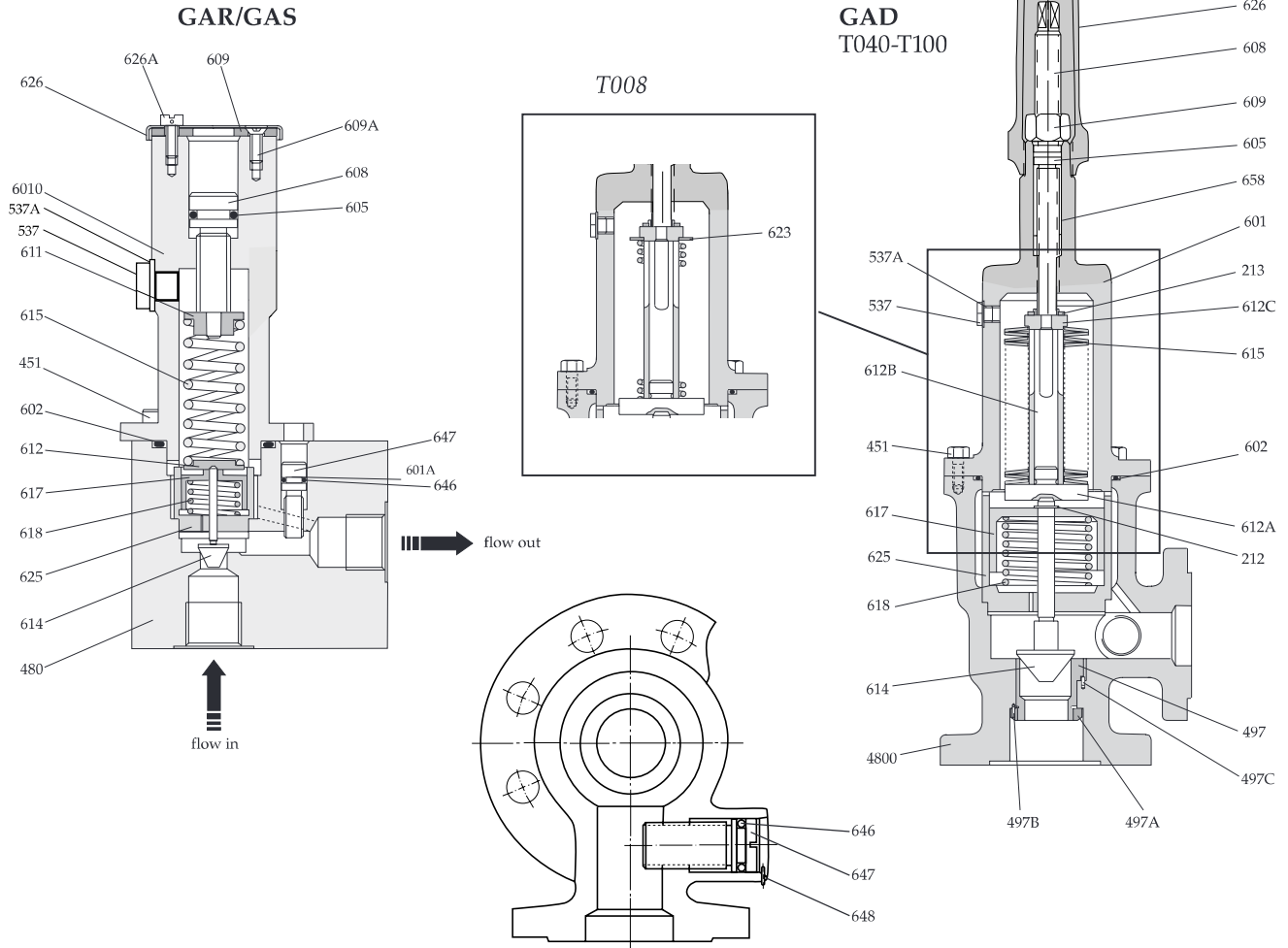
Ordering code

Pos No	Spare part sets		Part numbers for valve size					Note
			GAR 012	GAR 034	GAR 100	GAR 112	GAD 065	
	Complete Valve	GAR xxx01 T008	135244	134049	134346	134973	--	
	"	GAR xxx01 T040	135236	134031	134338	134965	--	
	"	GAR xxx01 T075	135228	134023	134320	134957	--	
	"	GAR xxx01 T100	149112	141192	145201	153924	--	
			GAS 015	GAS 020	GAS 025	GAS 040		
	"	GAS xxx01 T008	136085	136119	136143	136176	--	
	"	GAS xxx01 T040	136077	136101	136135	136168	--	
	"	GAS xxx01 T075	136069	136093	136127	136150	--	
	"	GAS xxx01 T100	189495	145409	143867	144394	--	
	"	GAD 06501 T008	--	--	--	--	132928	
	"	GAD 06501 T040	--	--	--	--	132902	
	"	GAD 06501 T075	--	--	--	--	132894	
	"	GAD 06501 T100	--	--	--	--	132910	
423	O-ring	in viton	152447	016717	016733	016782	--	8
	"	in nitrile A078	015917	015941	015966	016014	--	
602	O-ring	in viton	016741	016766	016790	016857	016956	8
	"	in nitrile A078		015990	016022	016089	016394	
605	O-ring	in viton	016675	016675	016675	144519	152447	8
	"	in nitrile A078	015826	015826	015826	134304	015917	
614	Valve piston		052506	052654	052829	053017	053199	6
615	Valve spring	T008	022426	022533	022590	022665	095240	6
	"	T040	022400	022517	022574	022640	022699	6
	"	T075	022392	022491	022558	022624	022681	6
	"	T100	022418	022525	022582	022657	022681	6
617	Pilot valve		052514	052662	052837	053025	053207	6,7
618	Spring T040/075/100		022442	022509	022566	022632	022715	6
	"	T008	022459	022541	022608	022673	022723	6
625	Valve sleeve		052522	052670	052845	053033	053215	6
627	Bonded washer		--	--	--	--	017889	
646	O-ring	in viton	146076	146076	088062	144519	016725	8
	"	in nitrile A078	134114	134114	015800	134304	015958	

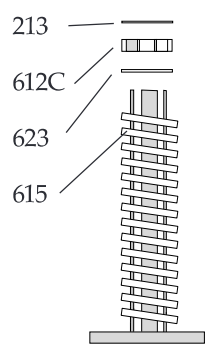
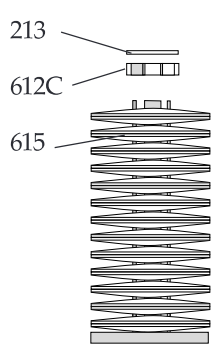
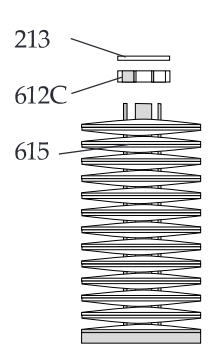
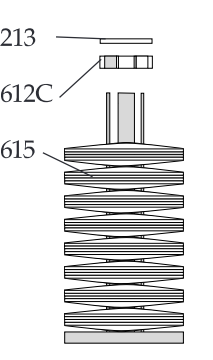
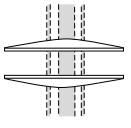
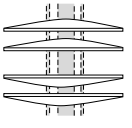
Notes:

- 6) Also valid for obsolete models GAD S6A/S6B
- 7) Not valid for A313
- 8) Not valid for A078

Assembly drawing



GAD spring 615 – Assembly drawings

T008	T040	T075	T100
1 Valve spring	26 Washers	25 Washers	32 Washers
 <p>213, 612C, 623, 615</p>	 <p>213, 612C, 615</p>	 <p>213, 612C, 615</p>	 <p>213, 612C, 615</p>
	Washer positions		Washer positions
			
Range: 2-8 bar	Range: 6-40 bar	Range: 15-75 bar	Range: 30-100 bar