



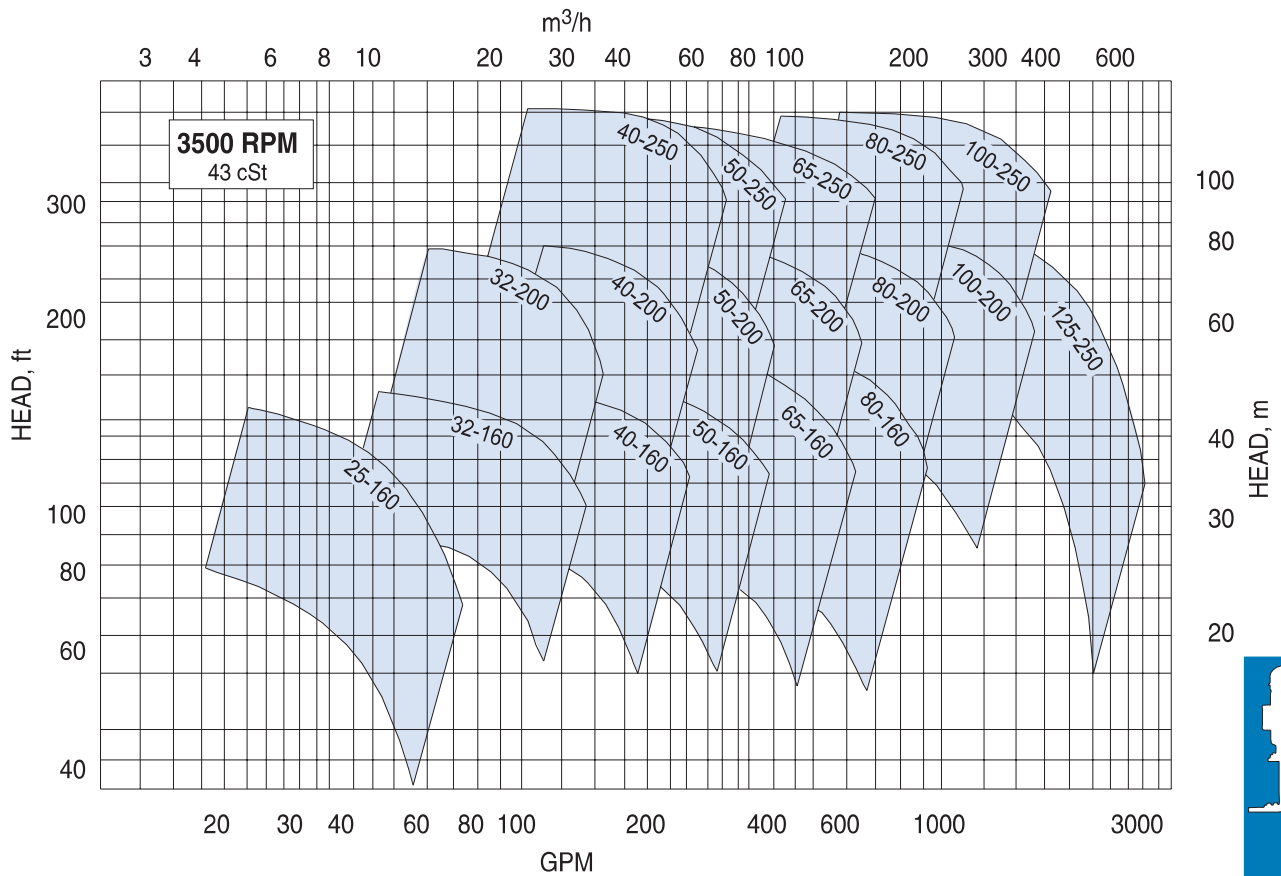
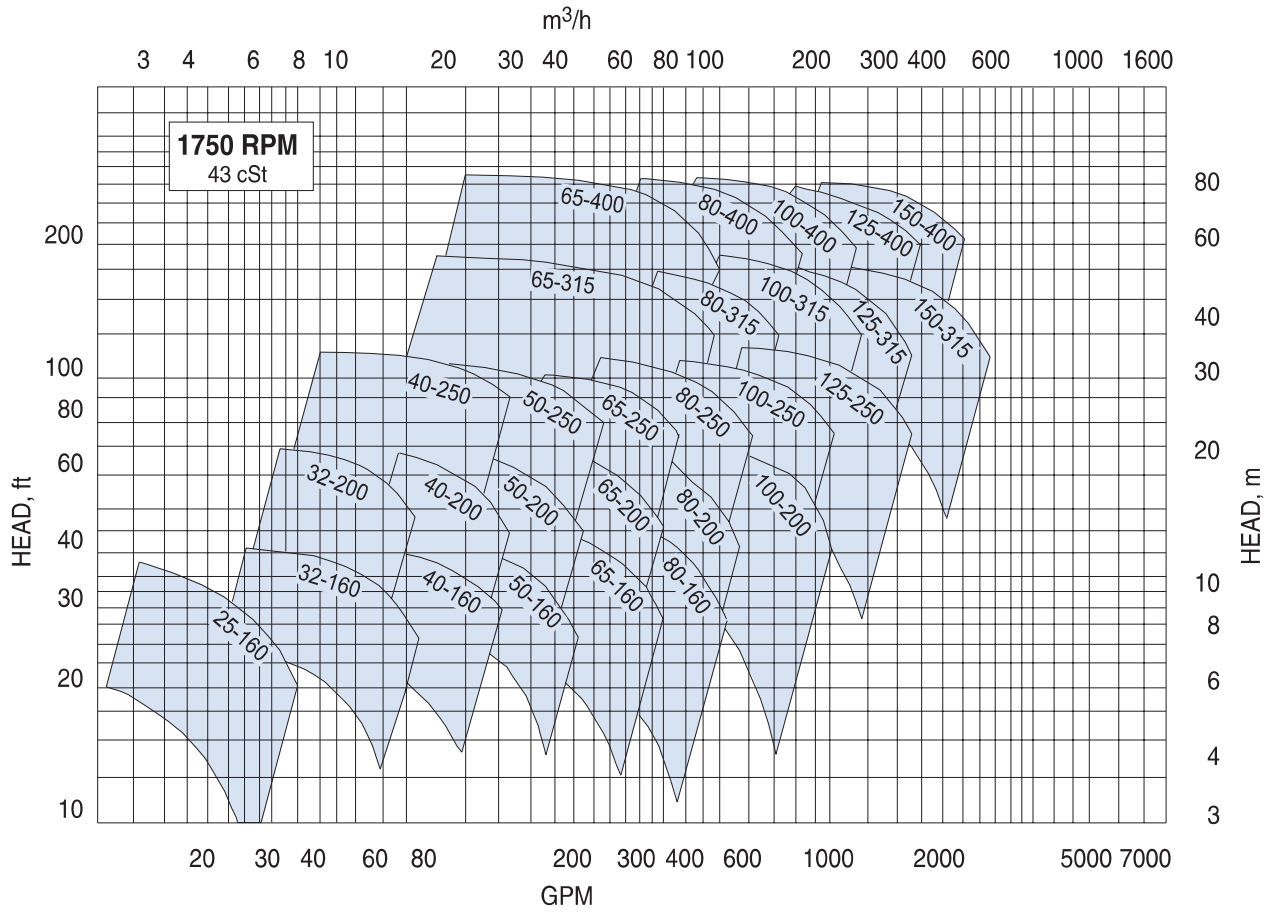
NSS Series

Centrifugal Lube Pumps




The reliable pump people

Performance Shown at 200 SSU (43 cSt)



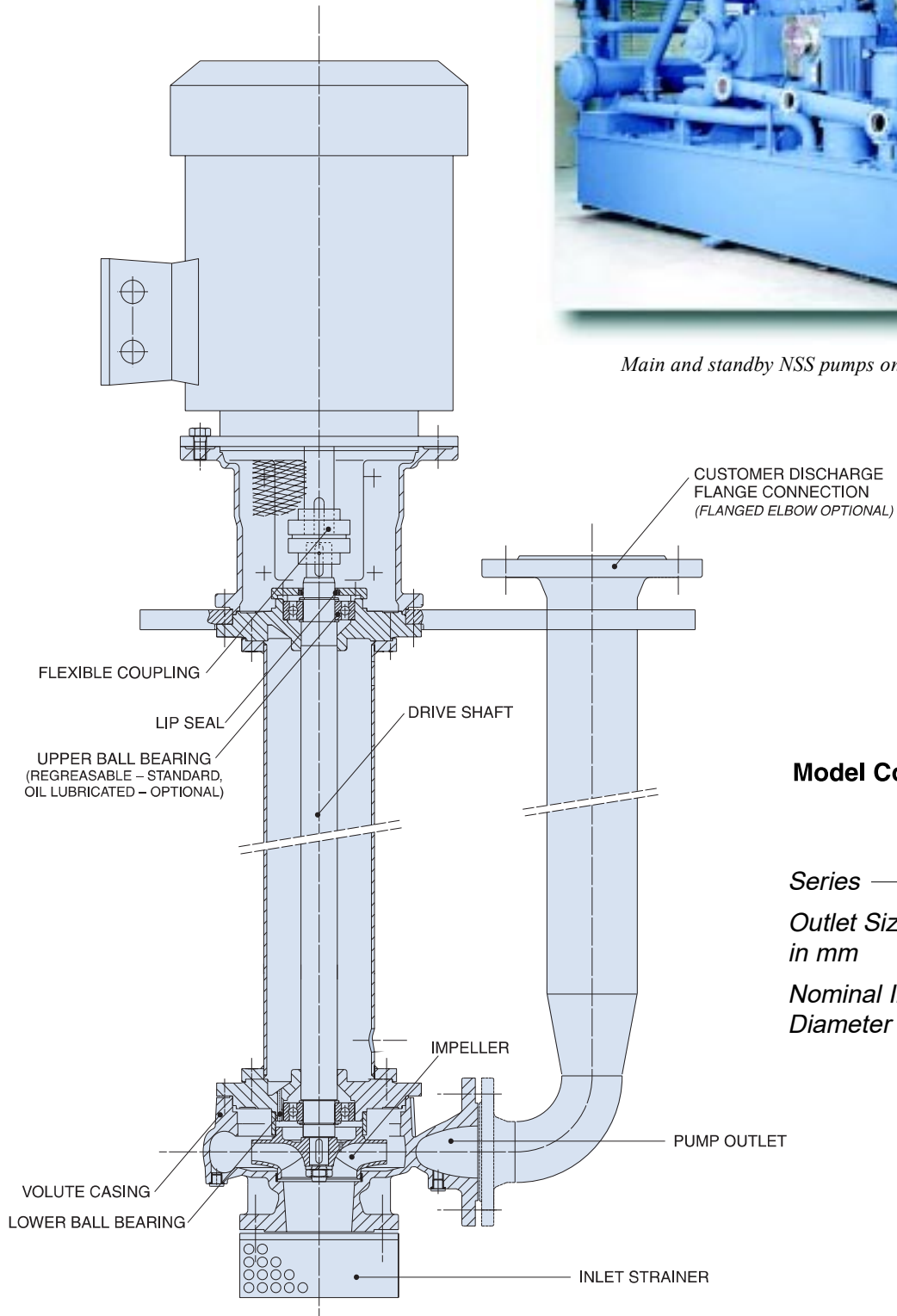
Note: Performance values are approximate. Pressure losses beyond pump outlet port are excluded.



Imo Series NSS Pump



Main and standby NSS pumps on lubrication service



Model Code Example:

NSS 80 - 200

Series ————

Outlet Size
in mm ————

Nominal Impeller
Diameter in mm ————



Specifications

Casing

Cast Iron, self venting.

Impeller

Cast iron, balanced.

Drive Shaft

Alloy steel.

Bearings

Lower: Open ball type – standard. Sleeve type (if required) – optional. Both oil (pumpage) lubricated.
Upper: Open ball type. Regreasable – standard. Oil lubricated – optional.

Tank Top Plate

Carbon steel, stainless steel optional. Shape to be customer specified (square, rectangular, round, etc.)

Piping

Carbon steel, stainless steel optional.

Driver Bracket

Carbon steel, weather-tight only if specified.

Discharge

Can be provided vertical – standard, or horizontal – optional. Customer connection flange can be of any style, rating or facing specified.

Viscosity

900 SSU (200 CST) maximum. Minimum recommended is 45 SSU (5.8 CST) for bearing lubrication.

Discharge Head

See performance table.

Temperature

0 to 212 degree F (-18 to 100 degree C).

Speed

3600 RPM maximum dependent on frame size and impeller material.

Drive

Direct only.

Rotation

Clockwise facing pump shaft.

Strainer

Carbon steel, ~5/32 inch openings, closed bottom.

Customer Discharge Flange Connection

ANSI 150# RF or DIN 2632/2633 flange – standard. Other types and pressure ratings are optional.

Accessories

Units can be supplied with driver, discharge check valve, discharge gage connection on tank top plate, etc.

Welding

All welding is performed by qualified welders using qualified weld procedures.

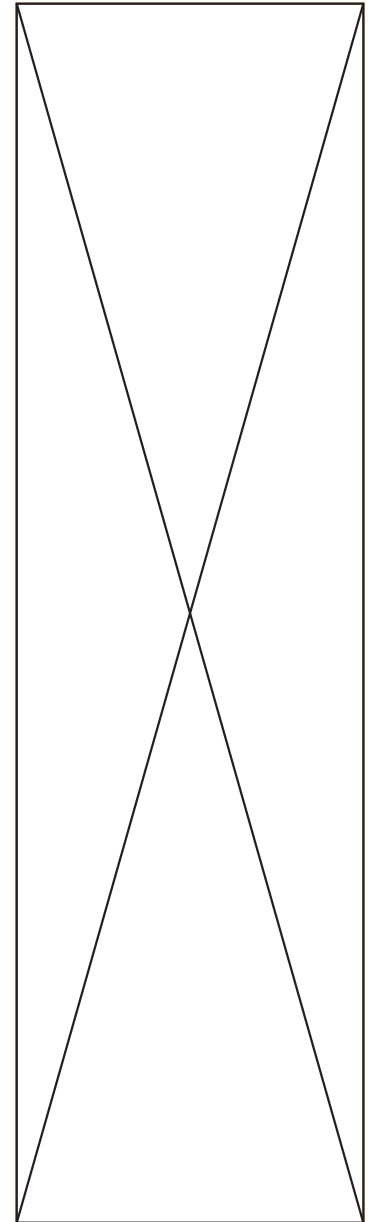
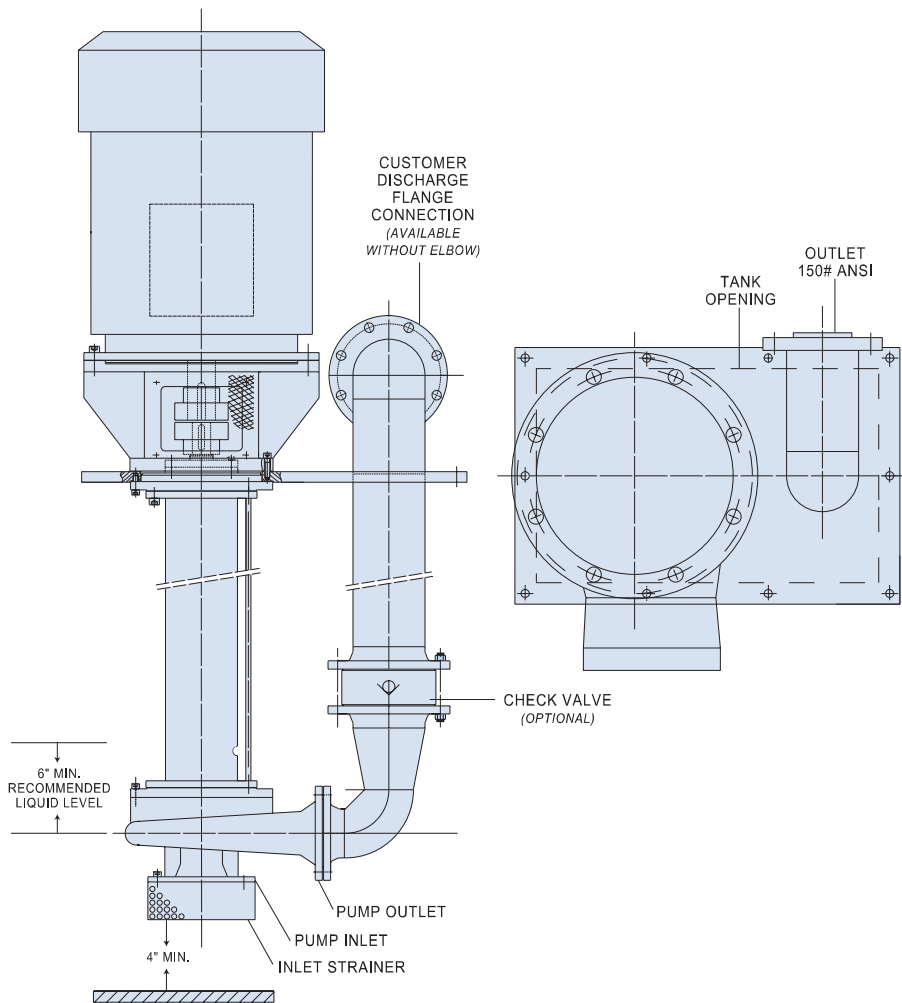
On the cover... NSS 65-250 main lube oil pump. 115 m³/h, 6.5 bar, 37 kW–3500 rpm motor.




Flows to 2600 GPM (600 M³/H), Heads to 300 FT (90M)

The NSS series centrifugal pump is intended for vertical, tank mounted lubrication services where medium to large flow rates are required at relatively low discharge pressures. Packages are designed to suit customer specified

tank depth. Piping can be sized and oriented to suit system requirements. Typically, pumps have no shaft seal, are extremely simple and use modern impeller designs for optimum performance.



NSS pump assemblies are designed and made to order. Size and shape of the tank mounting plate can be specified as square, rectangular, round, etc. Discharge connection can face upward or horizontally as shown above, in any direction. Piping size and outlet flange type, size and facing can all be specified to suit customer requirements. Optional discharge check valve, as illustrated above, can also be supplied.



The Reliable Pump People



Imo Pump

1710 Airport Road
PO Box 5020
Monroe, NC
28111.5020
USA

tel +1 (704) 289 6511
fax +1 (704) 289 9273

E-mail
imo@circor.com
<http://www.imo-pump.com>



ALLWEILER




HOUTTUIN



IMO PUMP



WARREN



Quality Management System

CIRCOR and Imo are registered trademarks of CIRCOR International. All other trademarks are the property of their respective owners. ©2018 CIRCOR International. All rights reserved. ©2018 Imo Pump. All rights reserved. GB-IND019-24855-5/18

BROCHURE: BR000NSS REV 02 5-16-2006

