

Charact. curves acc. **DIN EN ISO 9906** Class 2  
Admissible minimum capacity 10 % \* Q(opt) at continuous operation  
Remarks:

Item:  
Pos.No:

Created by  
GR-B, -

Date  
**2012-12-11**

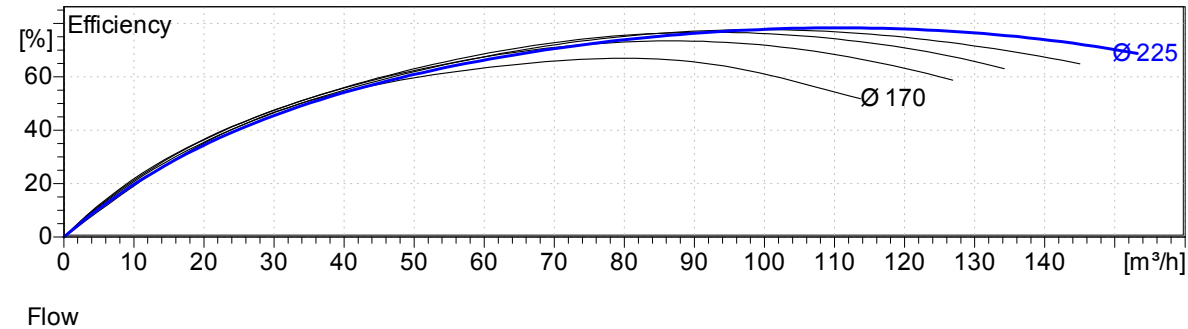
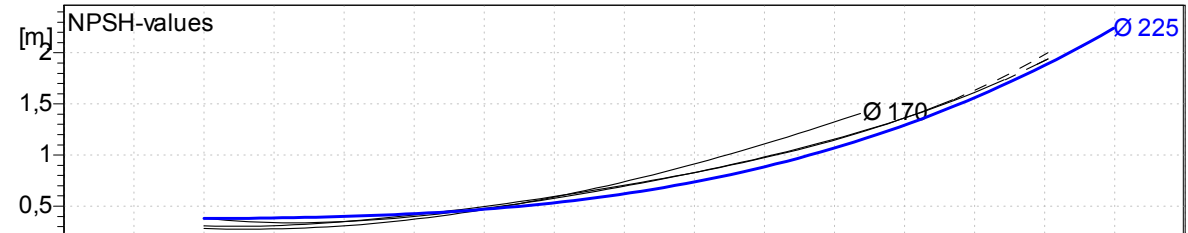
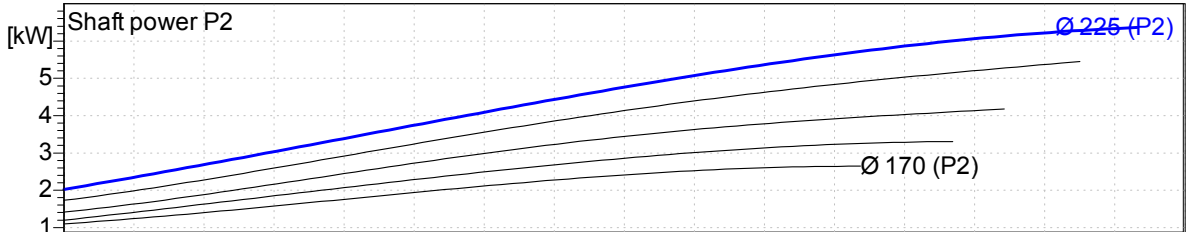
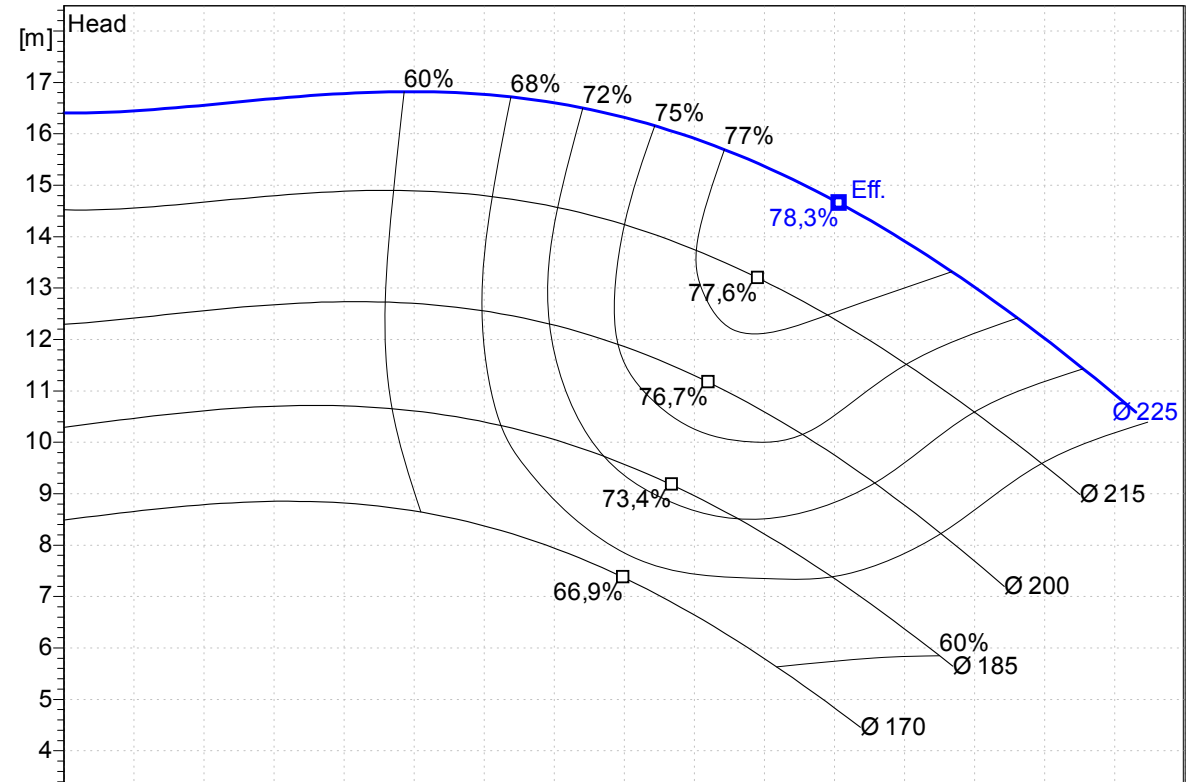
Power data referred to:

**Water, pure**

Q	H	P	Vis	Temp	Density	rated Torque
1)			1,0 mm <sup>2</sup> /s	20,0 °C	1,00 kg/dm <sup>3</sup>	
2)						

**Speed**  
**1450 1/min**

NPSH-value without safety margins



Charact. curves acc. **DIN EN ISO 9906** Class 2  
Admissible minimum capacity 10 % \* Q(opt) at continuous operation  
Remarks:

Item:  
Pos.No:

Created by  
GR-B, -

Date  
**2012-12-11**

Power data referred to:

**Water, pure**

Q	H	P	Vis	Temp	Density	rated Torque
1)			1,0 mm <sup>2</sup> /s	20,0 °C	1,00 kg/dm <sup>3</sup>	
2)						

**Speed**  
**2900 1/min**

NPSH-value without safety margins

