


8L SERIES PUMP

THREE-SCREW PUMPS STANDARD PRODUCT SPECIFICATIONS

PRODUCT PERFORMANCE YOU CAN RELY ON

Imo 8L series pumps are designed for pipeline transport in medium to high pressure service on crude oils, fuel oils and other petroleum products. Pumps consistently operate with very high efficiencies, typically over 80%. Energy costs are a significant portion of total pipeline operating expenses. Utilizing 8L series pumps from CIRCOR can appreciably reduce these costs when compared to centrifugal pumps. The 8L series also finds extensive use in steam/electric power plants as the burner pumps supplying fuel to the boilers. Many systems are equipped to handle distillate fuel oil, low sulfur and residual oils with standard Imo 8L pumps. This flexibility allows optimum fuel use depending on price and availability.



8L-912 SHOWN

PRODUCT SPECIFICATIONS

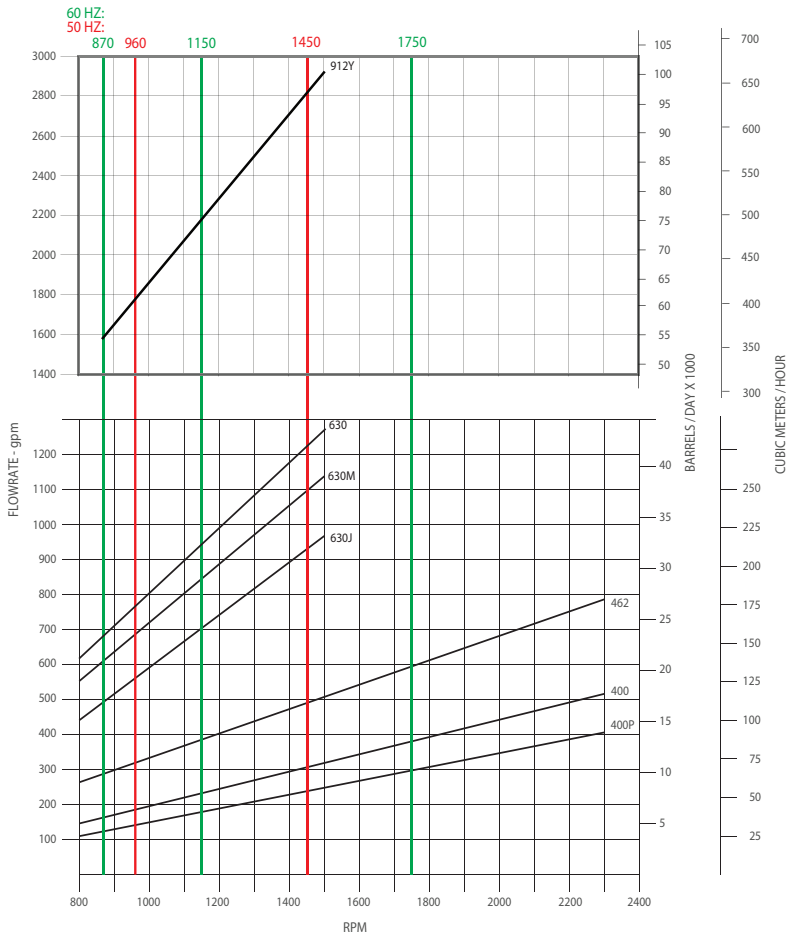
Casing	High shock capacity ductile (nodular) iron is standard in sizes 400 and 462 (cast steel optional). Size 630 & 912 utilize a steel case.						
Rotor housing	Bimetal construction - steel with thick Babbitt liner.						
Power rotor	Alloy steel, nitride hardened and fully ground.						
Idler rotors	Alloy steel, nitride hardened and fully ground.						
Gaskets	Fluoroelastomer.						
Seal & bearing	Positive drive mechanical seal with carbide faces, fluoroelastomer O-rings and external ball bearing.						
Accessories	Completely mounted, built to order pump/driver assemblies available with bedplates, ANSI RF spool pieces, RTDs, vibration sensors, etc.						
Outlet pressure	1500 psig (103 bar-g) maximum, bimetal construction, all sizes. 2000 psig (138 bar-g) optional - consult factory. 40 PSIG (2.8 bar-g) minimum allowable.						
Inlet pressure	<table border="0"> <tr> <td>Sizes 400 & 462</td> <td>100 psig (6.8 bar-g) maximum.</td> </tr> <tr> <td>Size 630</td> <td>125 psig (8.6 bar-g) maximum.</td> </tr> <tr> <td>Size 912</td> <td>250 psig (17.2 bar-g) maximum.</td> </tr> </table> Modification to higher pressures available in all sizes - consult factory.	Sizes 400 & 462	100 psig (6.8 bar-g) maximum.	Size 630	125 psig (8.6 bar-g) maximum.	Size 912	250 psig (17.2 bar-g) maximum.
Sizes 400 & 462	100 psig (6.8 bar-g) maximum.						
Size 630	125 psig (8.6 bar-g) maximum.						
Size 912	250 psig (17.2 bar-g) maximum.						
Viscosity	60 SSU (10 cSt) to 25,000 SSU (5,400 cSt) - consult factory for lower or higher viscosities.						

8L SERIES PUMP SPECIFICATIONS CONTINUED

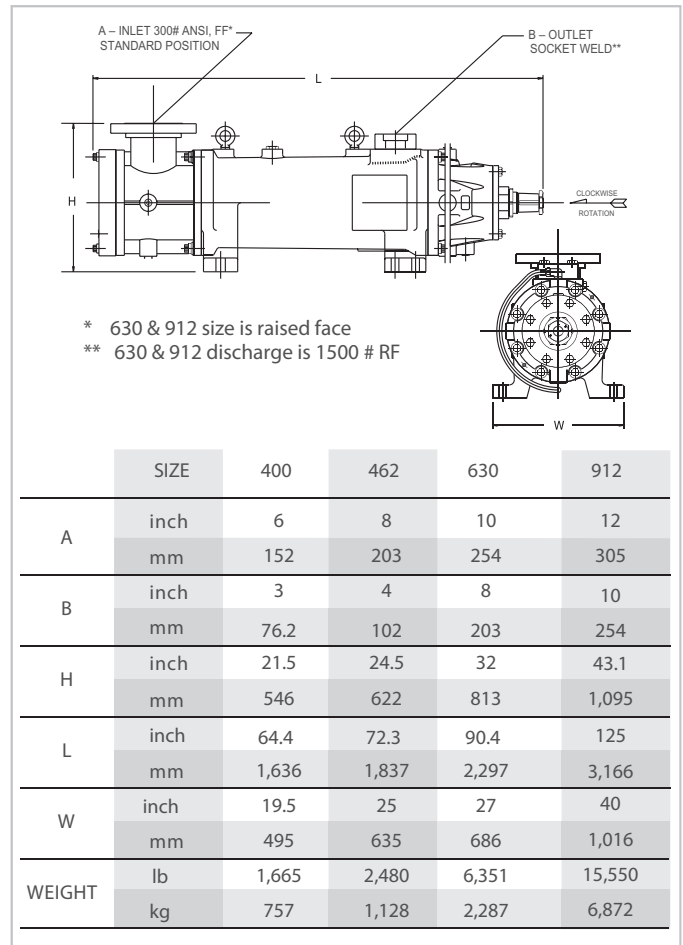
Temperature	0 to 250 °F (-18 to 121 °C) - consult factory for temperatures above 200 °F (93 °C).
Shaft Speed*	2300 RPM maximum; 1800 RPM maximum when pumping residual fuels or crude oil due to presence of abrasives and contaminants.
Drive	Direct only
Rotation	Clockwise facing pump shaft.
Mounting	Foot mounted.
Port Location	Outlet port upward. Suction port rotatable in minimum 90° increments.
Filtration	Inlet strainers are recommended to keep contaminants and abrasives out of the pump. They must be selected in consultation with the strainer vendor to prevent pump starvation. Normally recommended are (0.01 inch - 0.25 mm) for light oils and 1/8 - 3/16 inch (3 - 5 mm) openings for heavy oils. filters for closed loop systems also recommended.

*Assumes minimum inlet pressure requirements are met.

PERFORMANCE SHOWN AT 1500 PSID (103 BAR-G) 200 SSU (43 CST)



DIMENSIONS & WEIGHTS



Data Nominal / Request certified drawing for construction. For individual pump performance, refer to the CIRCOR Selector at <http://cfx-selector.com>

CIRCOR
1710 Airport Road
Monroe, NC 28110-5020
Tel: +1.704.289.6511
Tol: +1.877.853.7867
CIRCOR Products & Services



ALLWEILER® HOUTTUIN™ IMO®
ROSSCOR® TUSHACO® WARREN®

ALLWEILER® HOUTTUIN™ IMO® ROSSCOR® TUSHACO® WARREN®